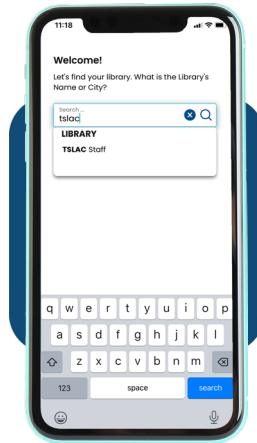


How to log into Boundless

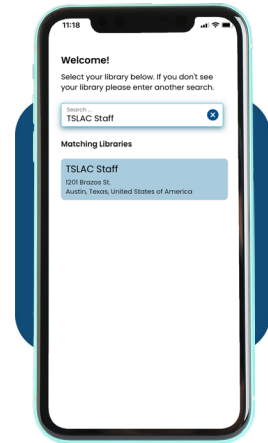
Download the **Boundless App** from iTunes, Amazon, or Google Play or open your library's Boundless URL in a browser (skip steps 1-4).



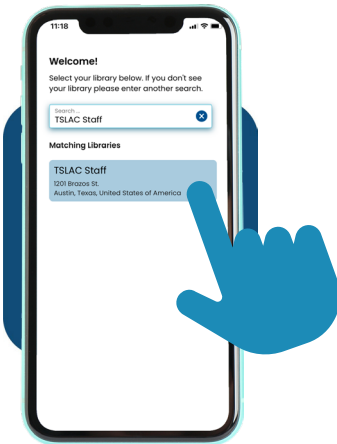
1. Tap the Boundless icon.



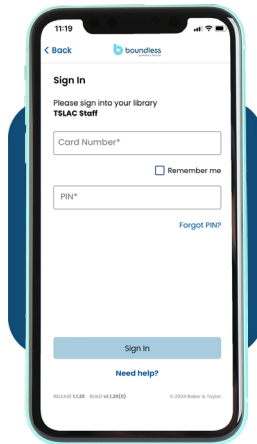
2. Search for your library by name or city.



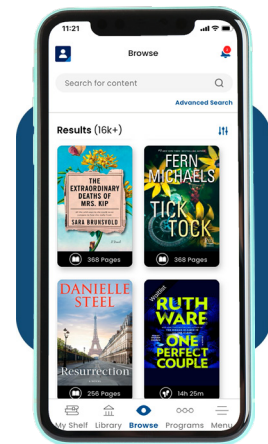
3. Select your library from the drop-down list.



4. Tap on your library.



5. Enter your library card number and PIN and tap Sign In.



6. You can search for and check out a book!



This program is administered by the Texas State Library and Archives Commission (TSLAC) and funded by the federal Library Services and Technology Act (LSTA) through the Institute of Museum and Library Services (IMLS).

